

GERMICIDAL EMITTER

Non-direct

AIR DISINFECTION IN THE PRESENCE OF PEOPLE



PROMOS

PROMOS S.R.O.

VÝROBA, PREDAJ A SERVIS ZDRAVOTNÍCKEJ TECHNIKY


VÝHRADNÉ ZASTÚPENIE ENRAF-NONIUS A RECK TECHNIK GMBH PRE SR

JANTAUSCHA 15, 922 03 VRBOVÉ SR

WWW.PROMOSSRO.SK

GERMICIDAL EMITTER ENCLOSED – NON-DIRECT

In the presence of people



Do you come in contact with dangerous microorganisms? Do you want to protect yourself, your employees, patients or clients from possible harmful microorganisms that are in the air? Your choice is a closed germicidal emitter.

Operation is safe in the presence of people

Sterilization takes place inside the device. It is a continuous cleaning of the air by its forced circulation around the UVC light source. During this process, the air inside the germicidal emitter is sterilized and the disinfected air comes out.


Enclosed radiators can be safely switched on in the presence of people, as light does not escape outside the enclosed space and cannot damage your health.

WHAT TYPE OF GERMICIDAL EMITTER SUITS YOU??

We offer various designs and accessories of UV-C disinfection lamp

MOUNTING

on wall or on ceiling



mobile stand



TECHNICAL PARAMETERS

GERMICIDAL EMITTER ENCLOSED

Basic model

PROMOS G XXW A (+) – wall/ceiling model PROMOS GM XXW A(+) – mobile model	
Type of body	Type: dural
Design / assembly	PROMOS G XXWA: assembly on wall or on ceiling PROMOS GM XXWA: assembly on mobile stand
Power supply	230V/50Hz
Power (XX W)	15, 18, 25, 30, 36, 50, 55, 72, 110 W
UVC source	OSRAM HNS / PHILIPS TUV 253,7 nm
Dimensions ¹	PROMOS G XXWA (+): 815 x 165 x 70 mm PROMOS GM XXWA (+): 1230 x 165 x 70 mm base of stand \varnothing 600 mm height of product above ground in vertical position 200 mm
Weight	PROMOS G XXWA (+): 3,5 kg PROMOS GM XXWA (+): 7,9 kg
Colour	white RAL9003
Noise (fans)	26,9 bBA
Maximum airflow	60 m ³ / hour
Fuse	I=6A/230V
Coverage	IP 20
Packing	box/1 pcs
Nonmagnetic	yes
Ozone-free	yes
Warranty	24 months

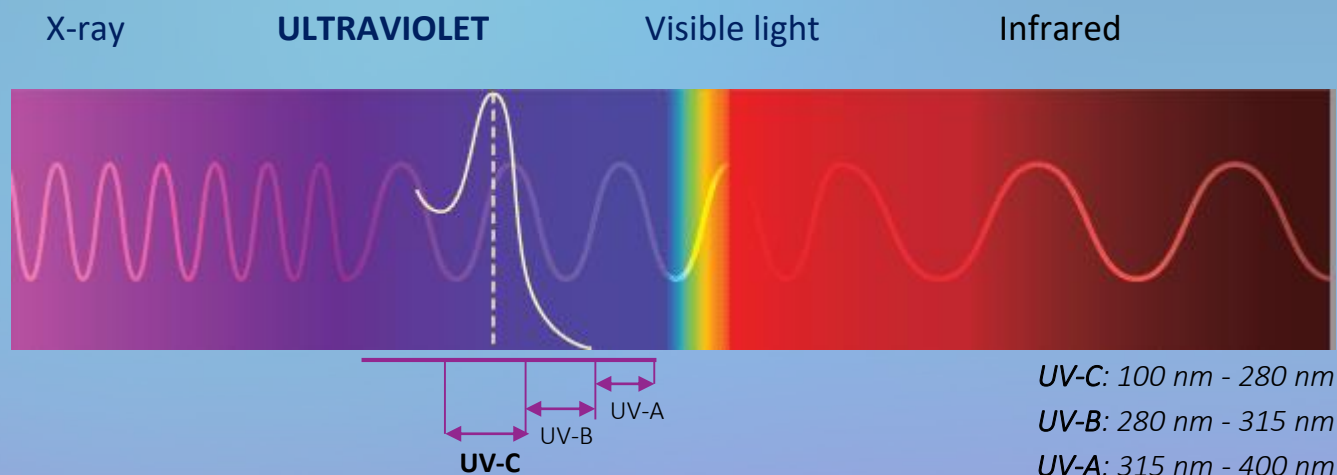
OPTIONAL ACCESSORIES (+)	
Power control	Switch on device Switch on mains cord Remote control
Switch-clock	Model: SPH01 Model: SPH (ABB 3292A-A20301B)
Length of mains cord	0,75 m / according to clients preferences

¹ Technical parameters (performance, dimensions, etc.) can be adapted to customer requirements based on the order

ULTRAVIOLET RADIATION

Ultraviolet light is part of the light spectrum, which is divided into three wavelength ranges UV-A, UV-B and UV-C.

SPECTRUM



Germicidal ultraviolet (UV-C) radiation - kills microorganism such as bacteria, viruses, mold, fungus and spores that transmit infections, cause allergies, trigger asthma attacks or cause other unhealthy effects. UV destroys the DNA of these microbial contaminants and makes them sterile. UV-C light with a wavelength of 253.7 nanometers is germicidal - i. destroys the DNA of bacteria, viruses and other pathogens, thus destroying their ability to multiply and cause disease.

Germicidal emitters can help keep a healthy indoor environment disinfected. Germicidal UV has been used safely and effectively in hospitals, clinics and laboratories for over 60 years. Our company has been operating on the Slovak market for more than 26 years.

BENEFITS OF THE USE OF ULTRAVIOLET RADIATION

Ultraviolet technology is a method of disinfection without the use of chemical elements. The device itself requires very little maintenance. Ultraviolet emitters use germicidal lamps that are designed and calculated to produce a certain dose of ultraviolet radiation.

DOSAGE OF UV-C EMITTERS FOR INDIVIDUAL TYPES OF MICROORGANISMS

Dose of radiation of UVC v $\mu\text{W}/\text{sec}/\text{cm}^2$ needed for 90% inactivation of microorganisms:			
Microorganism	Dose	Yeast	Dose
E. koli air bacteria	690	Bakery yeast	3 900
E. koli water bacteria	5 400	Brewer's yeast	3 300
Intestinal streptococci	4 000	Yeast for pastry	6 000
Parathyphal germs	3 200		
Hay bacillus	7 100	Fungus	
Hay spore bacillus	12 000	Spore head fungus	100 000
Diphtheria bacteria	3 370	Aspergillusamsterodami	66 000
Typhoid bacteria	2 140	Aspergillus flavus	60 000
Coli bacteria	3 000	Aspergillus niger	132 000
Mikrococcus pharoides	10 000	Green fungus (cooling device)	60 000
Neisseria catarrhalis	4 000	Mucor mucedo (meat, cheese)	65 000
Phytomonas	4 400	Mucor racemodus A	17 000
Proteus vulgaris	2 640	Mucor racemodus B	17 000
Pseudomonas seruginosa	5 500	Penicilinum digitatum	44 000
Pseudomonas fluorescens	3 500	Penicilinum expanatum	13 000
S. typhimurium	8 000	Penicilinum chrysogenum	50 000
Sarcia lutea	19 700	Penicilinum roqueforti (syry)	13 000
Sorratia moreaceus	2 420	F. copulariopsis brevicaulis	80 000
Bacilli dysenteriae	2 200		
Spirillum rubrum	4 400		
Staphylococcus epidermidis	1 840		
Staphylococcus aureus	2 600		
Streptococcus homolytius	2 160		
Streptococcus species	6 150		
Streptococcus viridans	2 000		